

MATERIAL AND SURFACE PROTECTION		
I	JED-029 M1 / C	JED-259-3
II	PBT-GF black	JED-352-1
III	JED-051 M4 / JED-739-3	
IV	POM black	JED-005 M1
V	NBR	JED-235
VI	AL	JED-077 M1 / JED-007-1
VII	PET-GF black	JED-357-1
VIII	Fe	JED-048 M1 / phos. / JED-731-6
IX	JED-050-M1 / JED-739-3	

MEDIUM: AIR
MEDIUM: LUFT
FLUIDE: AIR
FLUIDO: ARIA

THERMAL RANGE OF APPLICATION:
THERMISCHER ANWENDUNGSBEREICH:
GAMME D'APPLICATION THERMIQUE: -40° ... +80°C
CAMPO DI APPLICAZIONE TERMICA:

NOMINAL DIAMETER
NENNWEITE
DIAMETRE NOMINAL
DIAMETRO NOMINALE

SUPPLY:
BELUEFTUNG:
ALIMENTATION:
ALIMENTAZIONE:

EXHAUST:
ENTLUEFTUNG:
ECHAPPEMENT:
SCARICO:

INSTALLATION POSITION AS DRAWN
EINBAULAGE WIE GEZEICHNET
POSITION D'INSTALLATION SUIVANT DESSIN
POSIZIONE DI MONTAGGIO COME DISEGNATO

PROTECTED
GESCHUETZT
PROTEGES
PROTETTI

1 = INLET PRESSURE
EINGESTEUERTER DRUCK
PRESSION D'ALIMENTATION
PRESSIONE DI ALIMENTAZIONE

pe max. =20bar

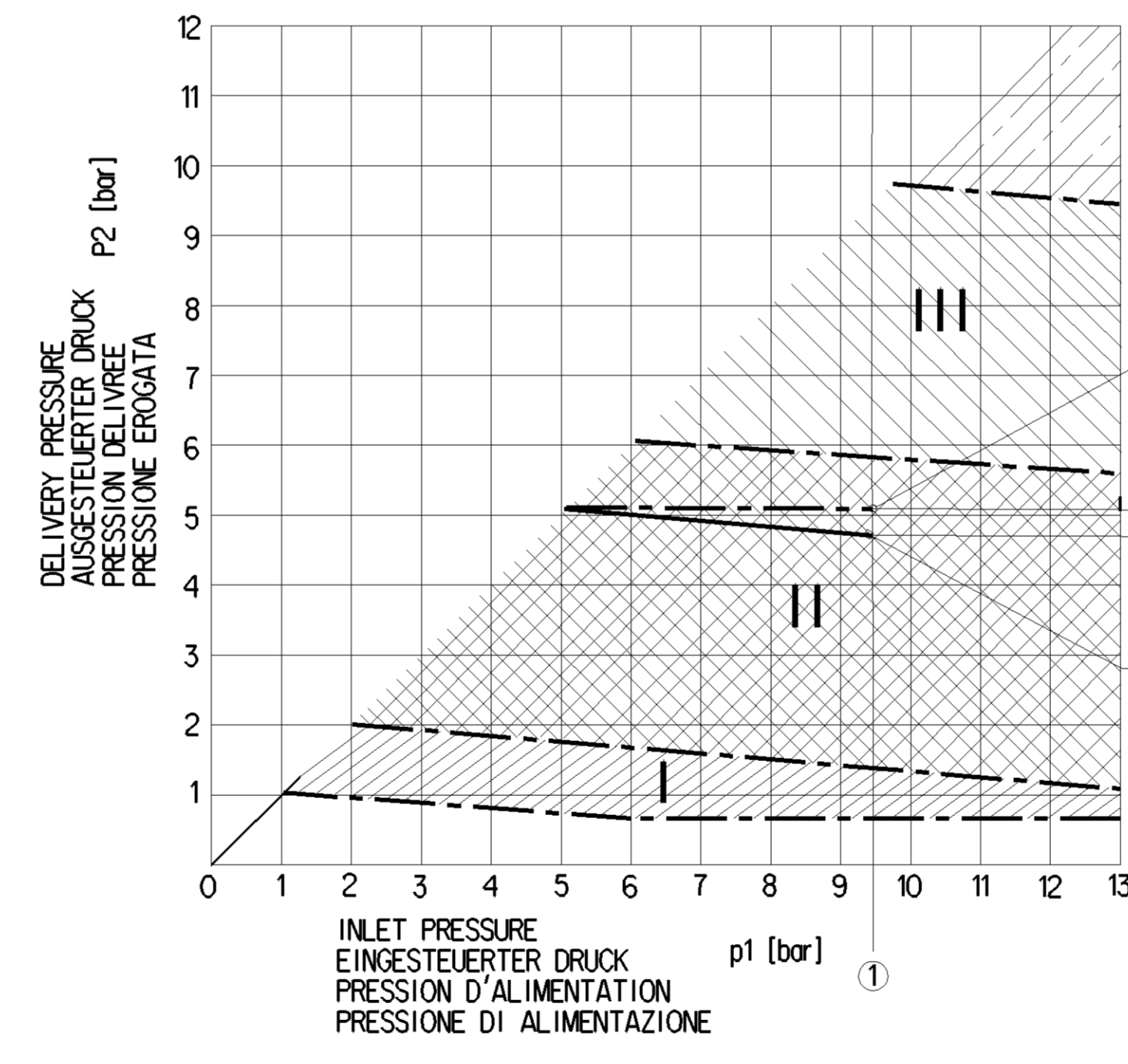
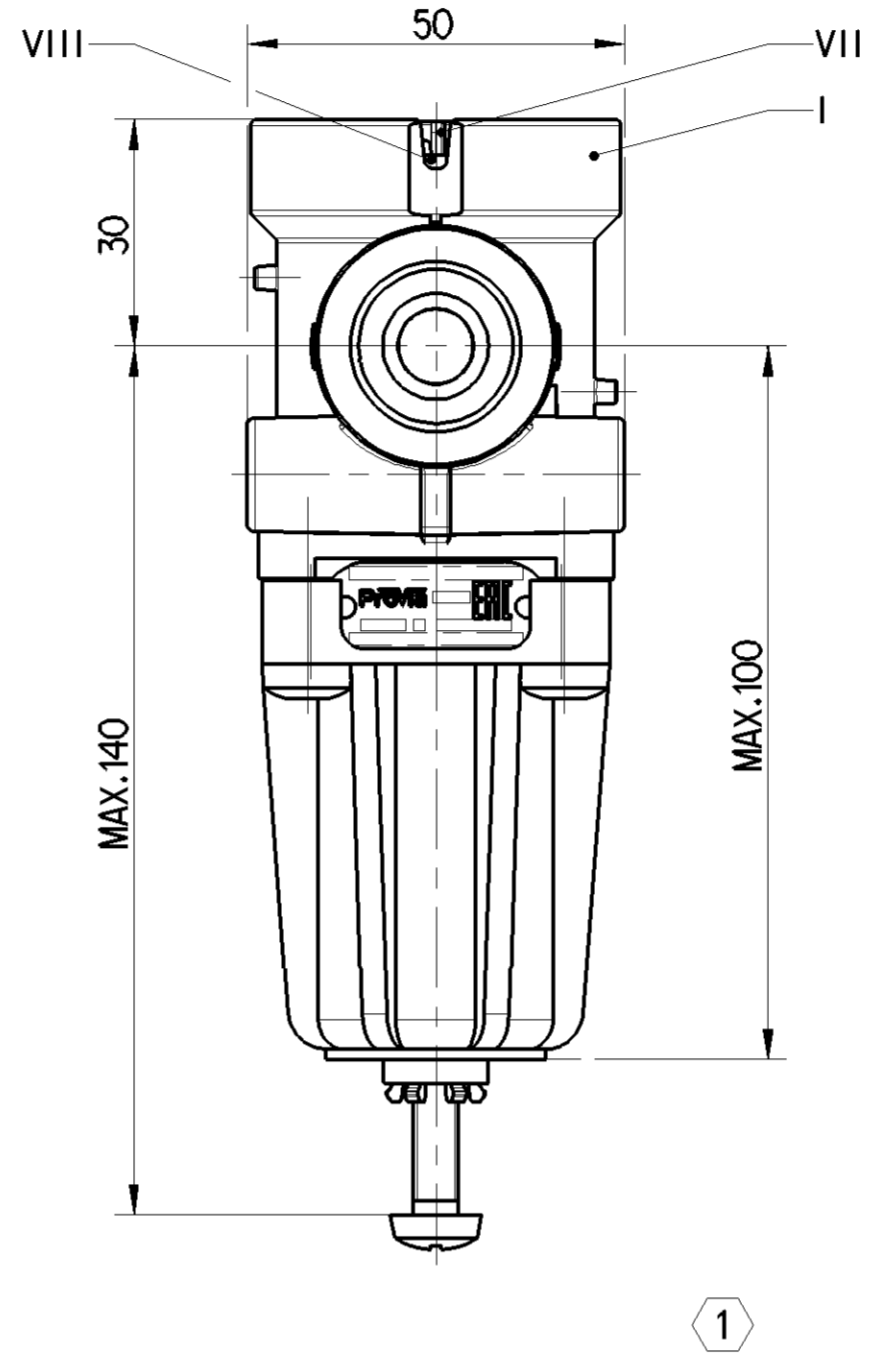
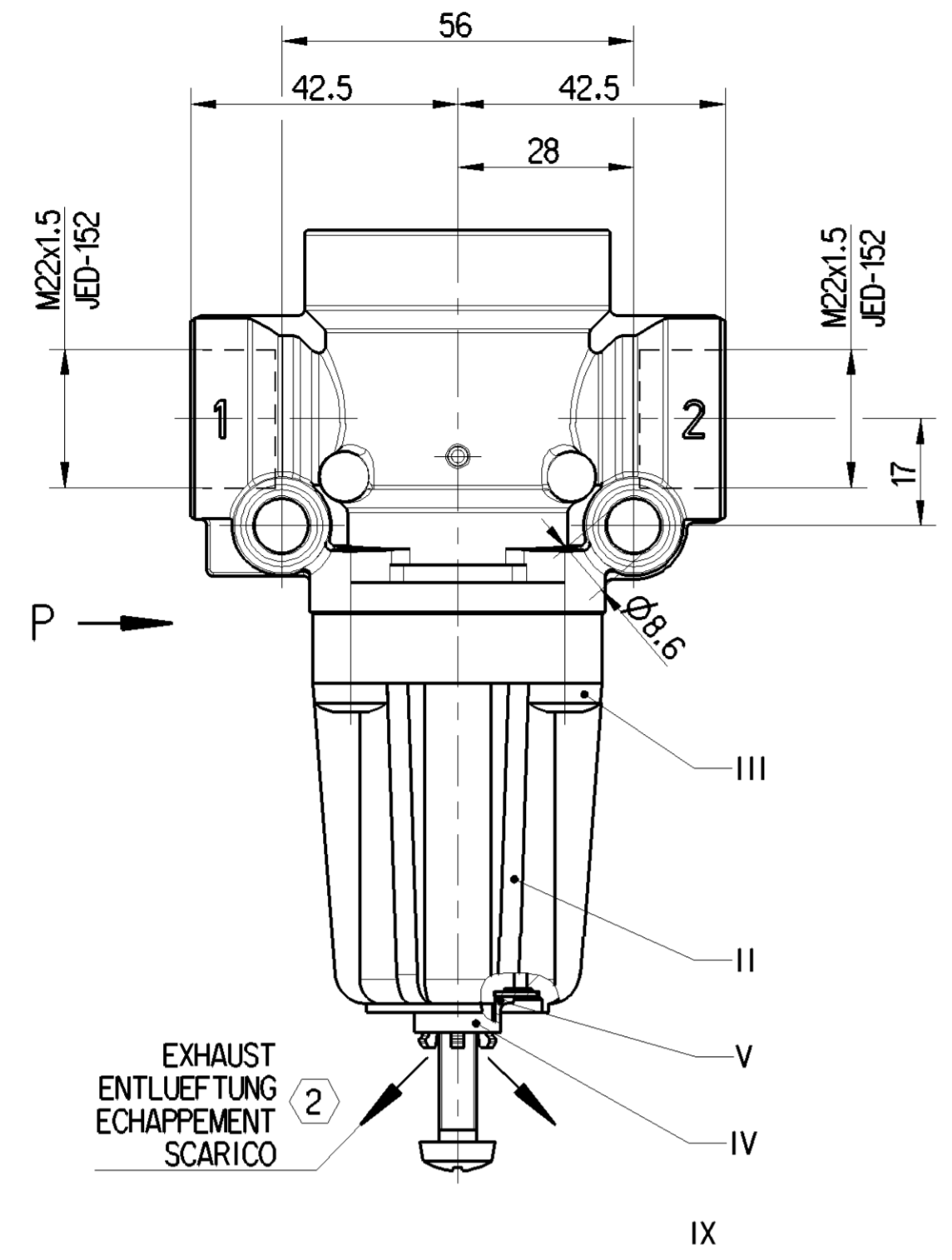
2 = DELIVERY PRESSURE
AUSGESTEUERTER DRUCK
PRESSION DELIVREE
PRESSIONE EROGATA

TORQUE FOR CONNECTIONS:
ANZUGSMOMENT FUER EINSCHRAUBSTUTZEN:
COUPLE DE SERRAGE DES RACCORDS:
COPPIA DI SERRAGGIO DEI RACCORDI:

M22x1.5 : Mmax. =53 Nm

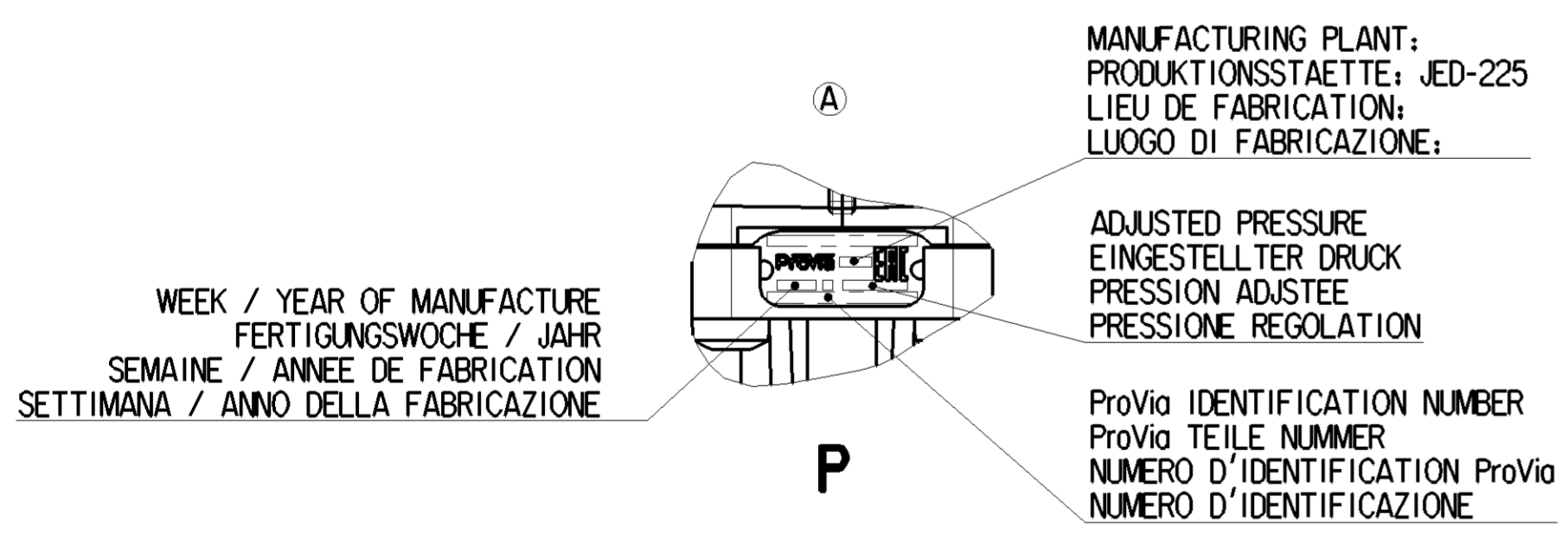
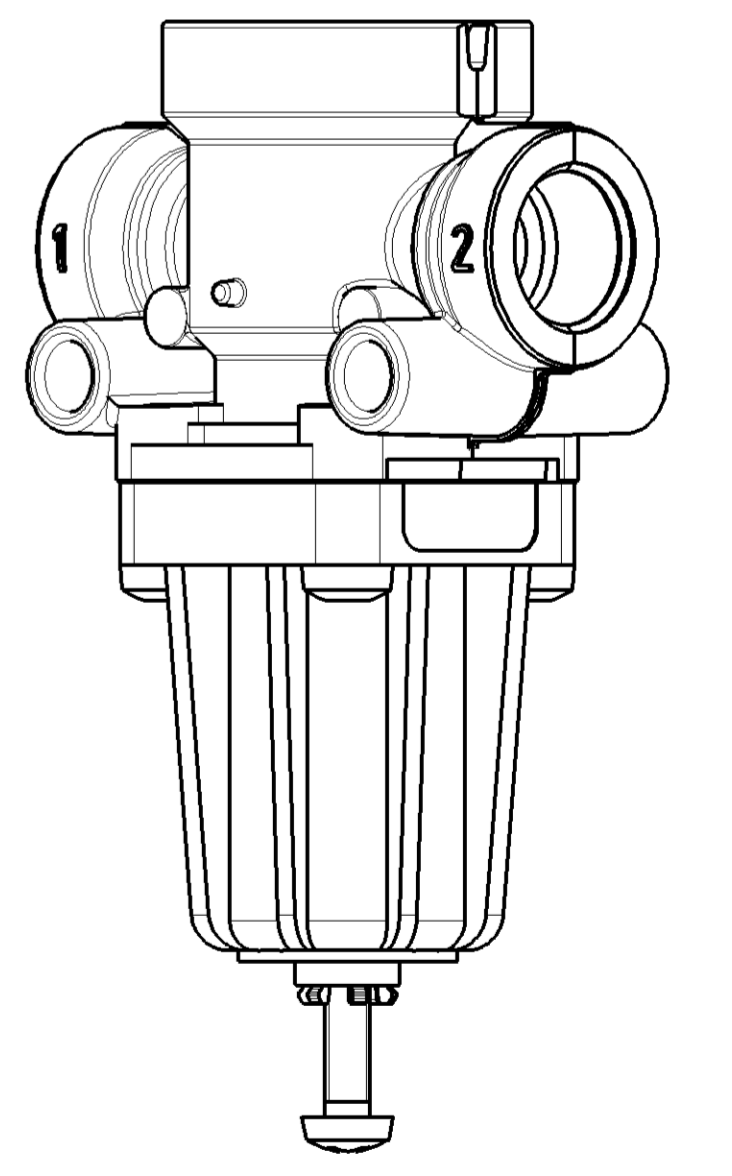
1 ADJUSTMENT MARKED WITH PAINT
EINSTELLUNG MIT LACK GEKENNZEICHNET
AJUSTAGE MARQUE AVEC VERNIS
REGOLAZIONE MARCATO CON VERNICE

2 EXHAUST FREE FROM PAINT
ENTLUEFTUNG FARBFREI
ECHAPPEMENT SANS PEINTURE
SCARICO SENZA VERNICE



PRESSURE LIMITATION BY FIRST DELIVERY
DRUCKBEGRENZUNG BEIM ERSTEN AUFFUELLEN
LIMITATION PENDANT UNE PREMIERE REMPLISSAGE
LIMITAZIONE COL PRIMO RIEMPIIMENTO

PRESSURE LIMITATION AFTER CONSUMPTION
DRUCKBEGRENZUNG NACH VERBRAUCH
LIMITATION APRES CONSOMMATION
LIMITAZIONE DOPO CONSUMO



7.5	5.3 +0.3/-0	0.4	
① P1 [bar]	② P2 [bar]	③ MAX. [bar]	RANGE OF ADJUSTMENT EINSTELLBEREICH GAMME DE REGLAGE CAMPO DI REGOLAZIONE

IT IS FORBIDDEN TO ASSEMBLE THE PLV IF IT IS UNDERGONE A SHOCK BEFORE
ES IST VERBOTEN DEN PLV ZU MONTIEREN, WENN ER ZUVOR AUF DEN BODEN GEFALLEN IST
IL EST INTERDIT D'ASSEMBLER UN PLV SI IL A SUBI UN CHOCK AUPARAVANT
E VIETATO DI CONGEGNARE UN PLV SE A SUBITO UN URTO PRIMA

General Specifications: JED-334-1 - Size ISO 14405 LP		Copyright WABCO®		ProVia	
Further Technical Data:		Date	Signature	PRESSURE LIMITING VALVE	
Doc. Code: _____		2018-09-19	Aswinkumar	DRUCKBEGRENZUNGSVENTIL	
General Tolerances JED-261		Checked	Valloresu	VALVE DE LIMITATION DI PRESSION	
Range of Nominal Dimensions (± mm)		VALVOLA LIMITATRICE DI PRESSIONE			
Class	①	≤ 50	≤ 180	≤ 400	≥ 400
Fine		0.5	1.0	1.5	2.0
Medium	X	1.0	2.0	3.0	4.0
Coarse		2.0	3.5	5.0	6.5
Tapped Holes acc. -					
1) Tolerance Class Applied Crossmarked		Mass	Scale	Material No.	
		0.391	1:1	PRO 010 302 0	
		Size	CAD System	Doc. Code	Language
		A 1	CREO	005	ML
		ECN No.	Revision	Techn. Resp.	Replacement for
		177205	1	5160_AM	-
		Date of first issue: 2015-10-26			
		Sheet 1/1			