MATERIAL AND SURFACE PROTECTION	
I	JED-029 M1 / C JED-259-3
II	PBT-GF black JED-352-1
III	JED-051 M4 / JED-739-3
IV	POM black JED-005 M1
V	NBR JED-235
VI	AL JED-077 M1 / JED-007-1
VII	PET-GF black JED-357-1
VIII	Fe JED-048 M1 / phos. / JED-731-6
IX	JED-050-M1 / JED-739-3

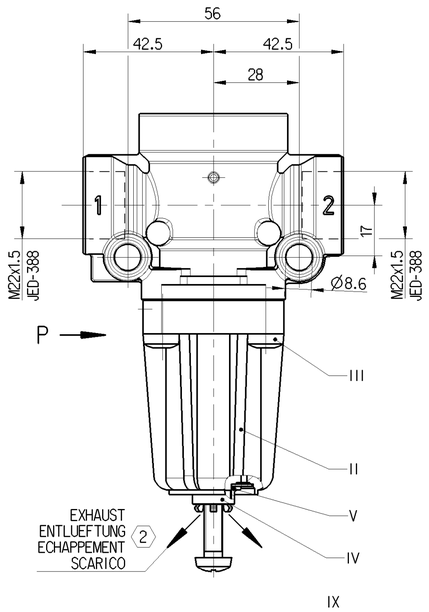

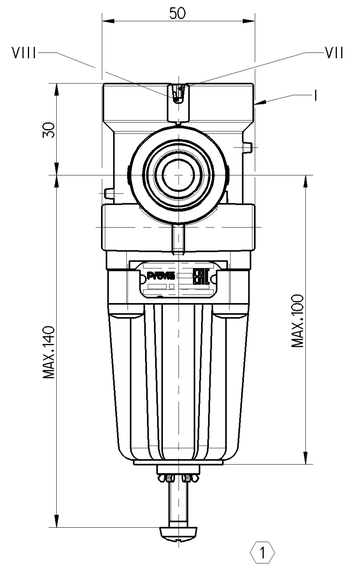

MEDIUM: AIR
MEDIUM: LUFT
FLUIDE: AIR
FLUIDO: ARIA

THERMAL RANGE OF APPLICATION:
THERMISCHER ANWENDUNGSBEREICH:
GAMME D' APPLICATION THERMIQUE:
CAMPO DI APPLICAZIONE TERMICA: -40° ... +80°C

NOMINAL DIAMETER NENNWEITE DIAMETRE NOMINAL DIAMETRO NOMINALE	SUPPLY: BELUEFTUNG: ALIMENTATION: ALIMENTAZIONE:	Ø10	EXHAUST: ENTLUEFTUNG: ECHAPPEMENT: SCARICO:	Ø4

INSTALLATION POSITION AS DRAWN EINBAULAGE WIE GEZEICHNET POSITION D' INSTALLATION SUIVANT DESSIN POSIZIONE DI MONTAGGIO COME DISEGNATO	±45°	PROTECTED GESCHUETZT PROTEGES PROTETTI	±90°

1 = INLET PRESSURE
EINGESTEUERTER DRUCK
PRESSION D' ALIMENTATION
PRESSIONE DI ALIMENTAZIONE — pe max.=20bar

2 = DELIVERY PRESSURE
AUSGESTEUERTER DRUCK
PRESSION DELIVREE
PRESSIONE EROGATA

TORQUE FOR CONNECTIONS:
ANZUGSMOMENT FUER EINSCHRAUBSTUTZEN:
COUPLE DE SERRAGE DES RACCORDS:
COPPIA DI SERRAGGIO DEI RACCORDI: M22x1.5 : Mmax.=53 Nm

1 ADJUSTMENT MARKED WITH PAINT
EINSTELLUNG MIT LACK GEKENNZEICHNET
AJUSTAGE MARQUE AVEC VERNIS
REGOLAZIONE MARCATO CON VERNICE

2 EXHAUST FREE FROM PAINT
ENTLUEFTUNG FARBFREI
ECHAPPEMENT SANS PEINTURE
SCARICO SENZA VERNICE

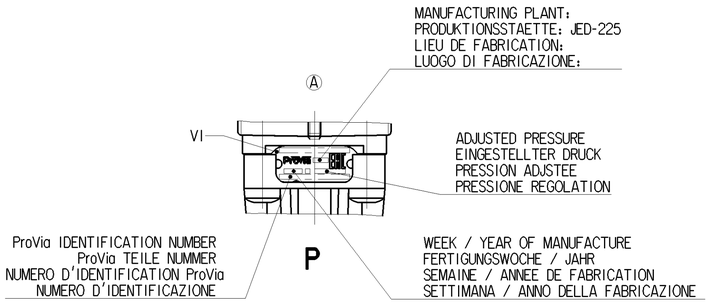

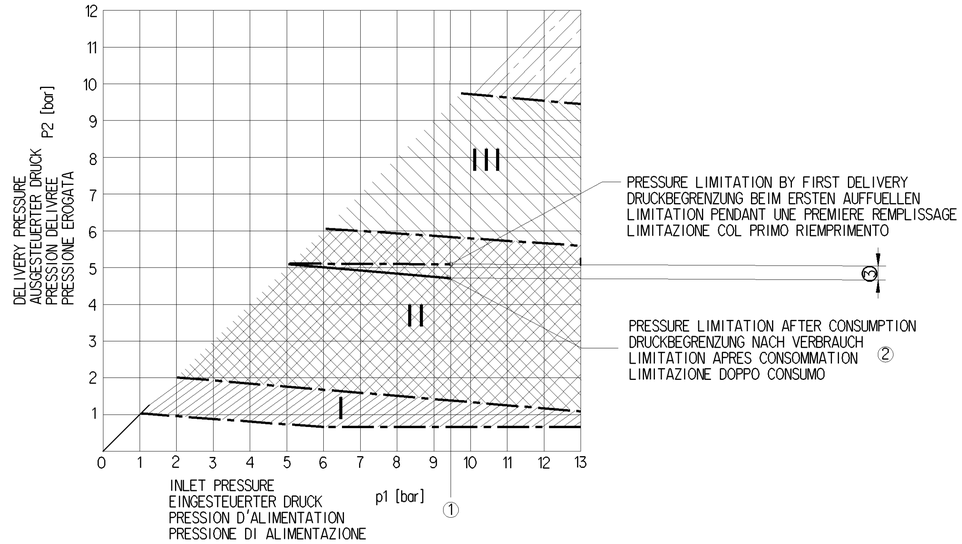

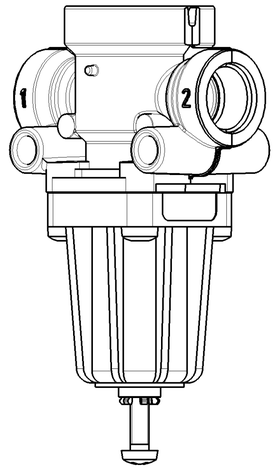

12	8.0 +0/-0.2	0.4	
1 P1 [bar]	2 P2 [bar]	3 MAX. [bar]	RANGE OF ADJUSTMENT EINSTEELBEREICH GAMME DE REGLAGE CAMPO DI REGOLAZIONE

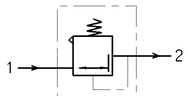

IT IS FORBIDDEN TO ASSEMBLE THE PLV IF IT IS UNDERGONE A SHOCK BEFORE
ES IST VERBOTEN DEN PLV ZU MONTIEREN, WENN ER ZUVOR AUF DEN BODEN GEFALLEN IST
IL EST INTERDIT D'ASSEMBLER UN PLV SI IL A SUBI UN CHOCK AUPARAVANT
E VIETATO DI CONGEGNARE UN PLV SE A SUBITO UN URTO PRIMA

General Specification: JED-334-1 , Size ISO 14405 LP							
Further Technical Data:							
Doc. Code:			Sheet:		To		
General Tolerances JED-261							
		Range of Nominal Dimensions (± mm)					
Class 1)		≤ 50	> 50 ≤ 180	> 180 ≤ 400	> 400		
Fine		0.5	1.0	1.5	2.0		
Medium	X	1.0	2.0	3.0	4.0	±3°	
Coarse		2.0	3.5	5.0	6.5		
Tapped Holes acc.							
1) Tolerance Class Applied Crossmarked							

Copyright WABCO®

Date	Signature
Drawn 2018-09-19	Aswinkumar
Checked 2018-09-20	Vallarasu
Expert K P NAGARAJAN	

ProVia

PRESSURE LIMITING VALVE
DRUCKBEGRENZUNGSVENTIL
VALVE DE LIMITATION DI PRESSION
VALVOLA LIMITATRICE DI PRESSIONE

Mass	Scale	Material No.	Date of first issue: 2015-10-26		
0.394 KG	1:1	PRO 010 318 0	Doc.Code 005	Language MIL	Sheet 1/1
Size A 1	CAD System CREO				

ECN-No.	Revision	Techn. Resp.	Replacement for
177205	1 A	5160_AM	-

100mm

Toute Communication ou reproduction de ce document, toute exploitation ou communication de son contenu sont interdites, sauf permission écrite. Tout manquement rend son auteur responsable du paiement d'un dédommagement. Tous droits de propriété industrielle réservés, notamment en matière de brevets et de modèles.

Weitergabe sowie Vervielfältigung dieser Unterlage, Verwertung und Mitteilung ihres Inhalts nicht gestattet, soweit nicht ausdrücklich zugestanden. Zuwiderhandlungen verpflichten zu Schadenersatz. Alle Rechte für den Fall der Patent-, Gebrauchsmuster- oder Geschmacksmustereintragung vorbehalten.

Non è permesso consegnare a terzi o riprodurre questo documento, né utilizzare il contenuto o renderlo comunque noto a terzi senza autorizzazione scritta. Il trasgressore è tenuto al risarcimento dei danni. È riservata la facoltà di brevetti o modelli.

Copying of this document and giving it to others and the use or communication of the contents thereof, are forbidden without express authority. Offenders are liable to the payment of damages. All rights are reserved in the event of the grant of patent or registration of a utility model or design. This document is the subject of copyright.

DIN A0 PRO010318_005 / Version: A.1 / State: Under Review / Prod. PRO010318_A02