SURFACE PROTECT. OBERFL. SCHUTZ	
I	POWDER COATING JED-240-4
II	Zn JED-256-5
III	PHOSPHATING & OILING JED-371
IV	AL . JED-259
V	RUBBER / PLASTIC
VI	BRASS

TECHNICAL DATA
TECHNISCHE DATEN

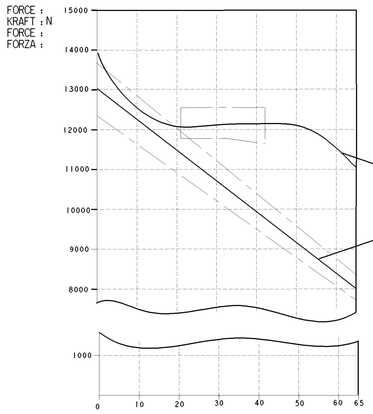

AIR VOLUME OF SERVICE BRAKE PART AT 2/3 OF ITS STORKE :
HUBVOLUMEN DES BETRIEBSBREMSTEILES BEI 2/3 HUB : ca. 1.050x10³ cm³
VOLUME D'AIR DU DISPOSITIF DU FREIN DE SERVICE A 2/3 DE LA COURSE :
VOLUME D'ARIA DELLA SEZIONE DI FRENO DI SERVIZIO A 2/3 DELLA CORSA :

AIR VOLUME OF SPRING BRAKE PART :
HUBVOLUMEN DES FEDERSPEICHERS : ca. 1.95x10³ cm³
VOLUME D'AIR DU DISPOSITIF RESSORT :
VOLUME D'ARIA DELLA SEZIONE A MOLLA :

OUTPUT FORCE OF SERVICE BRAKE PART AT :
KRAFTABGABE DES BETRIEBSBRAMSTEILES BEI : 6.5 bar
EFFORT DE POUSSEE DU DISPOSITIF DU FREIN DE SERVICE SOUS :
FORZA DI SPINTA DELLA SEZIONE DI FRENO DI SERVIZIO PER :

OUTPUT FORCE OF SPRING BRAKE PART, RELEASE PRESSURE :
KRAFTABGABE DES FEDERSPEICHERS, LOESEDRUCK : 5.1±0.4 bar
EFFORT DE POUSSEE DU DISPOSITIF RESSORT, PRESSION DE DESSERRAGE :
FORZA DI SPINTA DELLA SEZIONE A MOLLA, PRESSIONE DI RILASCIO :

NOMINAL VALUES GIVEN FOR SERVICE SIDE , TOLERANCE BAND AS PER DIN 74060-I
NOMINAL VALUES GIVEN FOR SPRING SIDE , TOLERANCE BAND ±5%

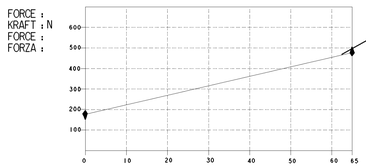

FORCE OF RETURN SPRING OF SERVICE BRAKE PART
RUECKSTELLFEDERKRAFT DES BETRIEBSBREMSTEILES
EFFORT DU RESSORT DE RAPPEL DU DISPOSTIF DU FREIN DE SERVICE
FORZA DELLA MOLLA DI RITORNO DELLA SEZIONE DI FRENO DI SERVIZIO

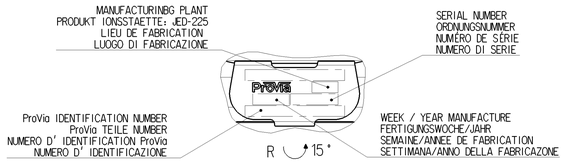

R
2:1

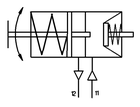

CIRCUIT DIAGRAM

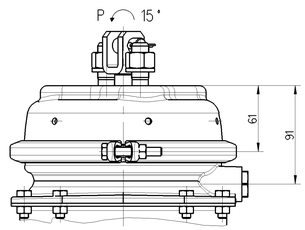

P
1:2

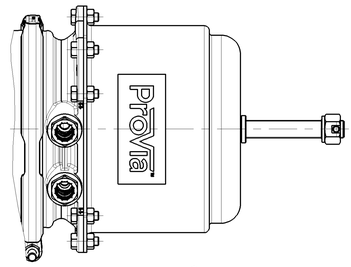

Q
1:2

MEDIUM : AIR
MEDIUM : LUFT
FLUIDE : AIR
FLUIDO : ARIA

NOMINAL DIAMETER :
NENNWEITE : MIN Ø8.5
DIAMETRE NOMINAL :
DIAMETRO NOMINALE :

SW WIDTH ACROSS FLATS
SCHLUESSELWEITE
SURPLATS
LARGHEZZA IN CHIAVE

THERMAL RANGE OF APPLICATION : -40°C...+80°C
THERMISCHER ANWENDUNGSBEREICH :
GAMME D'APPLICATION THERMIQUE :
CAMPO TERMICO D'APPLICAZIONE :

PORT : SERVICE BRAKING SYSTEM, WORKING PRESSURE :
ANSCHLUSS : 11 BETRIEBSBREMSANLAGE, BETRIEBSDRUCK : Pe max. = 10 bar
ORIFICE : DISPOSITIF DE FREINAGE DE SERVICE, PRESSION D'UTILISATION :
ORIFIZIO : DISPOSITIVO DI FRENATURA DI SERVIZIO, PRESSIONE DI ESERCIZIO :

(TEMPORARILY :
(KURZZEITIG : Pe max. = 13 bar)
(DE COURTE DUREE :
(BREVE TEMPO SOLO :

PORT : SPRING BRAKE CYLINDER, WORKING PRESSURE :
ANSCHLUSS : 12 FEDERSPEICHERZYLINDER, BETRIEBSDRUCK : Pe max. = 8.5 bar
ORIFICE : CYLINDRE A RESSORT, PRESSION D'UTILISATION :
ORIFIZIO : CILINDRO A MOLLA, PRESSIONE DI ESERCIZIO :

(TEMPORARILY :
(KURZZEITIG : Pe max. = 11 bar)
(DE COURTE DUREE :
(BREVE TEMPO SOLO :

① DEFLECTION : AT STROKE
AUSLENKUNG : max. 6° BEI HUB 0 mm
DEFLEXION : A COURSE
DEVIAZIONE : A CORSA

② OPEN BREATHER HOLE
OFFEN ATMUNGSBOHRUNG
OUVERT TROU RENIFLEUR
APERTO FORO RESPIRATORE

DELIVERY / ANLIEFERUNG / LIVRAISON / FORNITURA — [X] RELEASE POSITION / LOESESTELLUNG / POSITION DE DESSERRAGE / POSIZIONE DI RILASCIO — [ ] DRIVING POSITION / FAHRTSTELLUNG / POSITION DE MARCHE / POSIZIONE DI MARCIA

UNIT DRAWN WITH AIR APPLIED AT PORT 12
EINHEIT MIT LUFT APPLIED AT PORT GEZEICHNET 12
UNIDADE DESENHADO COM AIR APLICADA NA PORTA 12
UNITA ' DISEGNATA CON ARIA APPLICATO A PORTA 12

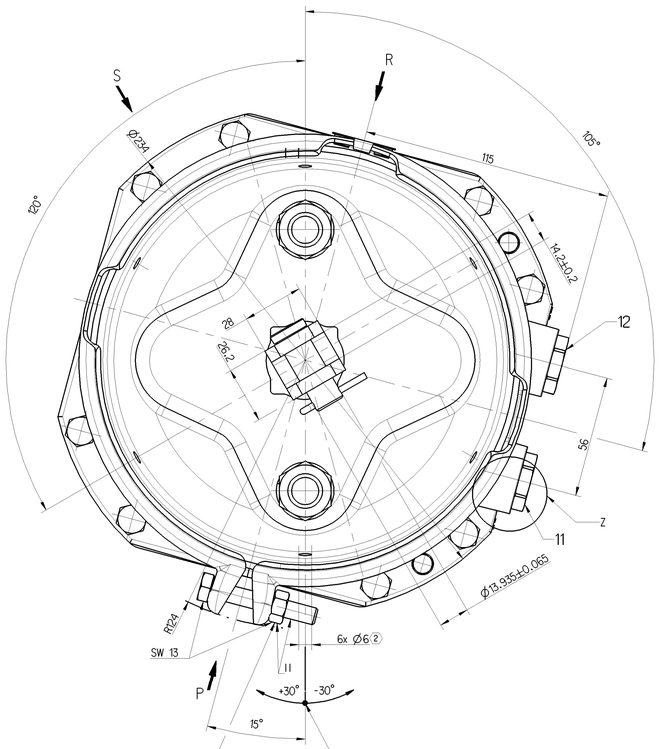

<1> TORQUE :
ANZUGSMOMENT : 25.5±2.5 Nm
COUPLE DE SERRAGE :
COPPIA DI SERRAGGIO :

TO BE INSTALLED WITH LOWER BREATHER HOLE OPEN
IM EINBAUZUSTAND UNTERE ATMUNGSBOHRUNG GEOEFFNET
A MONTER AVEC LE RENIFLARD INFERIEUR OUVERT
INSTALLAZIONE: CON IL FORO DI SFIATO INFERIORE APERTO

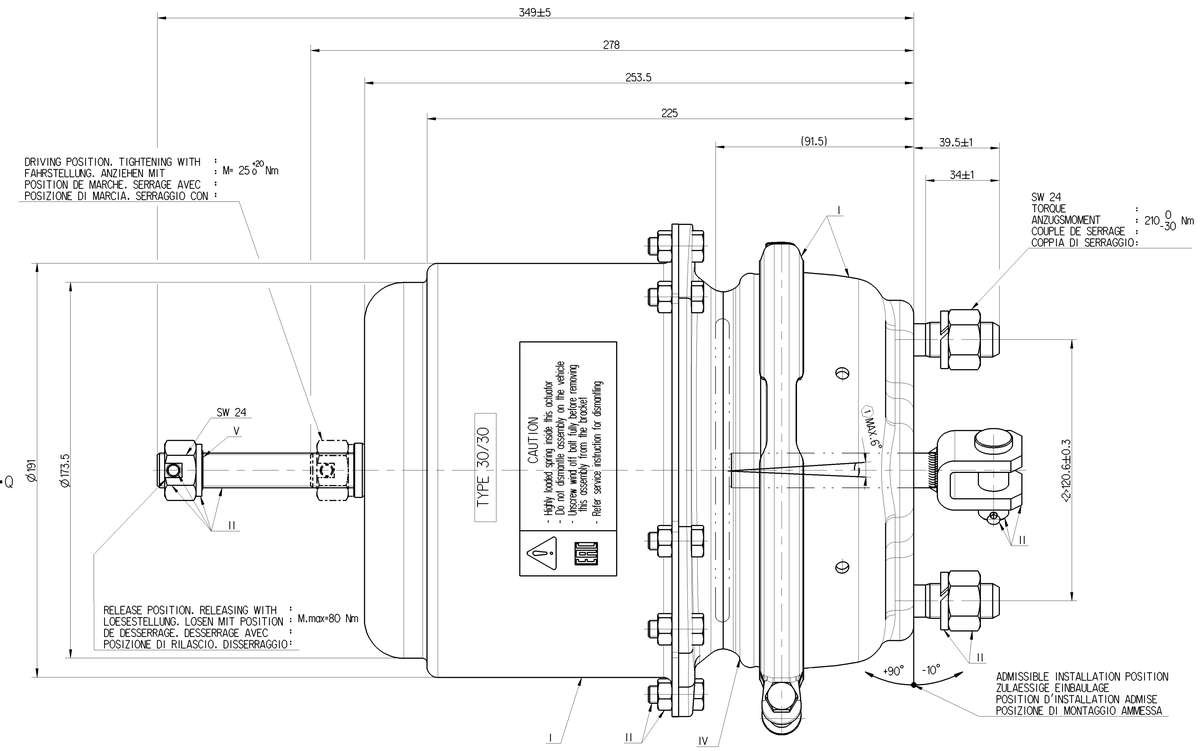

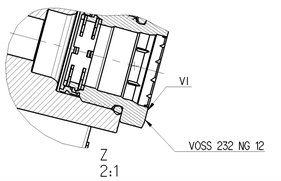

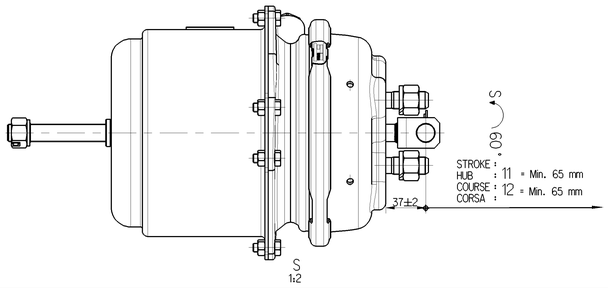

STROKE :
HUB : 11 = Min. 65 mm
COURSE : 12 = Min. 65 mm
CORSA :

<1> SAFETY CHARACTERISTICS
SICHERHEITSMERKMALE
CARACTÉRISTIQUES DE SÉCURITÉ
CARATTERISTICHE DI SICUREZZA (▶ 1x)

<2> SIGNIFICANT CHARACTERISTICS
WESENTLICHE MERKMALE
CARACTÉRISTIQUES SIGNIFIANTES
CARATTERISTICHE SIGNIFICATIVE (▶ 1x)

General Specifications JED-334-1 , Size ISO 14405 LP							
Further Technical Data PRO 491 001 0							
Doc. Code: 035			Sheets 1			Tol 4	
General Tolerances JED-261							
		Range of Nominal Dimensions (± mm)					
Class 1)		≤ 50	> 50 ≤ 80	> 80 ≤ 400	> 400		
Fine		0.5	1.0	1.5	2.0		
Medium	X	1.0	2.0	3.0	4.0	±3°	
Coarse		2.0	3.5	5.0	6.5		
Tapped Holes acc. JED-368-3							
1) Tolerance Class Applied Crossmarked							

Copyright WABCO®

Date	Drawn	Signature
2017-05-04	Aswinkumar	
Checked		
2017-05-04	Nagendran	
Approved		
SURESH		

ProVia

SPRING BRAKE ACTUATOR CAM
30/30-65mm

Mass	Scale	Material No.		Date of first issue 2017-05-04
12.733 kg	1:1 (2x1:1x2)	PRO 492 003 0	Doc.Code 005	Lang. ML / Sheet 1/1
Size A 0	CAD System CREO			
ECN No. -	Revision -	Techn. Resp. 5380_AM	Replaced by -	

100mm