MATERIAL AND SURFACE PROTECTION	
I	AL JED-029M1 / JED-259
II	FE JED-021M1 / JED-256-4
III	FE JED-051M1 / JED-739-4
IV	POM JED-005M0

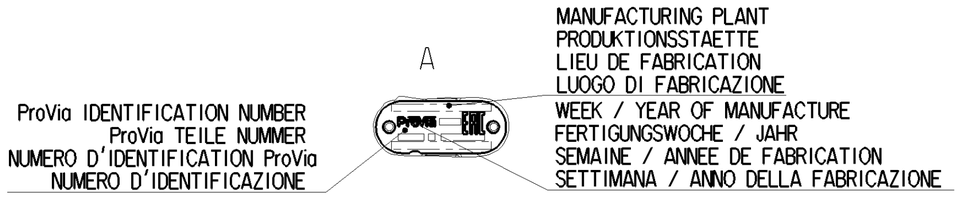

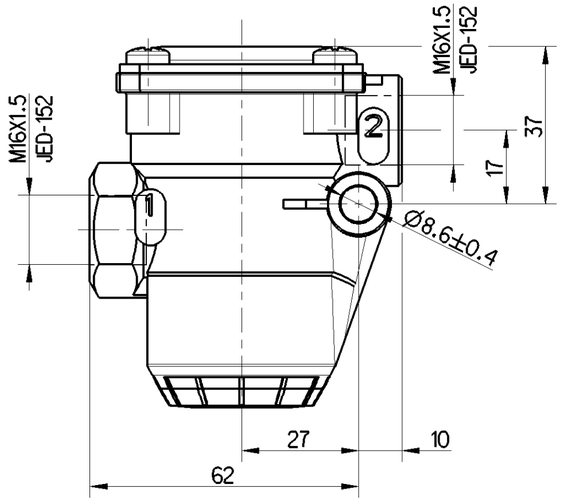

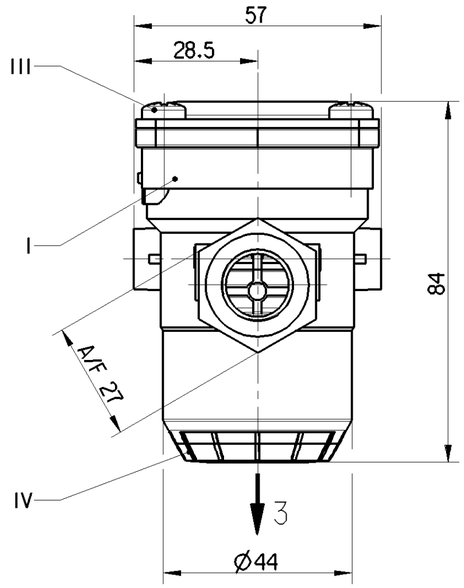

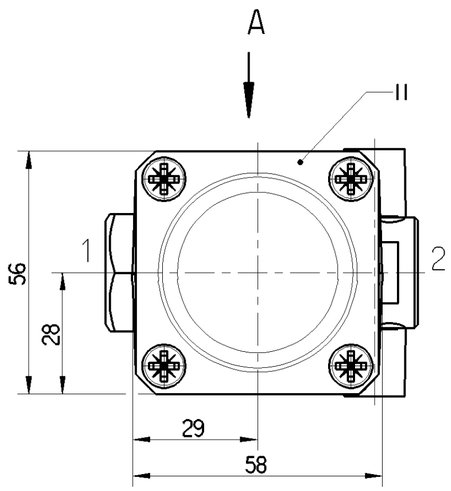

MAX. PERMISSIBLE PRESSURE (TEMPORARY WITHOUT FUNCTION): MAXIMAL ZULAESSIGER DRUCK (KURZZEITIG OHNE FUNKTION): PRESSION MAXIMALE ADMISSIBLE (DE COURTE DUREE SANS FONCTION): MASSIMA PRESSIONE AMMISSIBILE (BREVE TEMPO SOLO SENZA FUNZIONE):	p_e max. = 20 bar
MEDIUM: AIR MEDIUM: LUFT FLUIDE: AIR FLUIDO: ARIA	
THERMAL RANGE OF APPLICATION: THERMISCHER ANWENDUNGSBEREICH: GAMME D' APPLICATION THERMIQUE: CAMPO DI APPLICAZIONE TERMICA:	-40°C ... +80°C
NOMINAL DIAMETER MIN.: MIN. FREIER DURCHGANG: DIAMETRE NOMINAL MIN.: DIAMETRO NOMINALE MIN.:	Ø10 mm (78.5 mm^2)
INSTALLATION POSITION AS DRAWN: EINBAULAGE WIE GEZEICHNET: POSITION D' INSTALLATION SUIVANT DESSIN: POSIZIONE DI MONTAGGIO COME DISEGNATO:	±45°
1= INLET PRESSURE: EINGESTEUERTER DRUCK: PRESSION D' ALIMENTATION: PRESSIONE DI ALIMENTAZIONE:	p_1 = 11 bar
2= DELIVERY PRESSURE AUSGESTEUERTER DRUCK PRESSION DELIVREE PRESSIONE EROGATA	
PRESSURE LIMITATION: DRUCKBEGRENZUNG: LIMITATION DE PRESSION: LIMITAZIONE DELLA PRESSIONE:	p_2 = 9.5 +0/-0.4 bar
3= EXHAUST ENTLUEFTUNG ECHAPPEMENT SCARICO	
OPENING OF SAFETY VALVE OEFFNUNG DES SICHERHEITSVENTILS OUVERTURE DE LA SOUPAPE DE SECURITE APERTURA DELLA VALYOLA DI SICUREZZA	p_2 + 2.5 bar (MAX.)
TORQUE FOR CONNECTIONS: ANZUGSMOMENT FUER EINSCHRAUBSTUTZEN: COUPLE DE SERRAGE DES RACCORDS: COPPIA DI SERRAGGIO DEI RACCORDI:	M16x1.5: Mmax. = 34 Nm

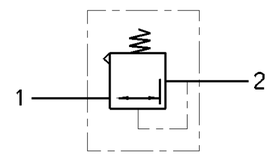

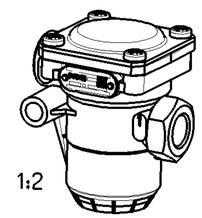

General Specification: JED-334-1 , Size ISO 14405 LP					
Further Technical Data: PRO 643 031 0 (A)					
Doc. Code: 035		Sheet: 1 To 5			
General Tolerances JED-261					
		Range of Nominal Dimensions (± mm)			
Class 1)		≤ 50	> 50 ≤ 180	> 180 ≤ 400	> 400
Fine		0.5	1.0	1.5	2.0
Medium	X	1.0	2.0	3.0	4.0
Coarse		2.0	3.5	5.0	6.5
Topped Holes acc. JED-152					
1) Tolerance Class Applied Crossmarked					

Copyright WABCO®

Date	Signature
Drawn	
2019-10-31	Kolkowski
Checked	
2019-10-31	Marcinkiewicz
Expert	
Kolkowski	

ProVia

PRESSURE LIMITING VALVE
DRUCKBEGRENZUNGSVENTIL
VALVE DE LIMITATION DE PRESSION
VALVOLA LIMITATRICE DI PRESSIONE

Mass	Scale	Material No.	Date of first issue: 2019-06-03		
0.377 KG	1:1 (1:2)	PRO 643 037 0	Doc.Code 005	Language ML	Sheet 1/1
Size A 2	CAD System CREO	ECN-No. 502818	Revision 1 x A	Techn. Resp. 5160_AM	Replacement for -

Toute Communication ou reproduction de ce document, toute exploitation ou communication de son contenu sont interdites, sauf autorisation expresse. Tout manquement à cette règle constitue un abus évident et expose son auteur au versement de dommages et intérêts. Tous droits de propriété industrielle réservés, notamment en matière de brevets et de modèles.

Weitergabe sowie Vervielfältigung dieser Unterlage, Verwertung und Mitteilung ihres Inhalts nicht gestattet, soweit nicht ausdrücklich zugesichert. Zuwiderhandlungen stellen einen offensichtlichen Missbrauch dar und verpflichten zu Schadensersatz. Alle Rechte für den Fall der Patenterteilung oder Gebrauchsmuster-Eintragung vorbehalten.

Non è permesso consegnare a terzi o riprodurre questo documento, ne utilizzarne il contenuto o renderlo comunque noto a terzi senza autorizzazione esplicita. Ogni infrazione costituirà un evidente abuso e comporterà il risarcimento dei danni subiti. E' fatta riserva di tutti i diritti derivanti da brevetti o modelli.

Copying of this document and giving it to others and the use or communication of the contents thereof, are forbidden without express authority. Contravention of this restriction will constitute an evident abuse and result in a liability to the payment of damages. All rights are reserved in the event of the grant of patent or registration of a utility model or design. This document is the subject of copyright.

drw. PRO643037O____005 / Version. -2 / status. Approved / mdl. PRO643037O____A02