3/2 DIRECTIONAL CONTROL VALVE
3/2 WEGEVENTIL
DISTRIBUTEUR 3/2
VALVOLA 3/2

FORCE OUTPUT
KRAFT
EFFORT DE COMMANDE
SFORZO DI COMMANDO
F2 =80 N MAX (8.5 bar)

CHANGE-OVER AT PRESSURE DROP BELOW $4^{0}_{-0.6}$ bar
LINE "1" CLOSED LINE "2" EXHAUSTED
UMSHALTUNG BEI ABFALL DES DRUCKES UNTER $4^{0}_{-0.6}$ bar
LEITUNG "1" GESCHLOSSEN. LEITUNG "2" ENTLUEFTET
CHANGEMENT A UNE CHUTE DE PRESSION AU DESSOUS DE $4^{0}_{-0.6}$ bar
CONDUITE "1" FERMEE. CONDUITE "2" ECHAPPEMENT
CAMBIAMENTO ALLA CADOUTA DI PRESSIONE SOTTO DI $4^{0}_{-0.6}$ bar
CONDOTTA "1" CHIUSA. CONDOTTA '2" SCARICO

IF THE RESERVOIR PRESSURE IS HIGHER THAN 4 bar
OPERATING CONDITION MAY BE RESTORED BY PUSHING THE KNOB
BETRIEBSBEREITSCHAFT KANN DURCH DRUECKEN DES KNOPFES
WIEDERHERGESTELLT WERDEN WENN DER BEHALELTERDRUCK GROESSER ALS 4 bar IST
SI LA PRESSION DANS LE RESERVOIR EST SUPERIEURE A 4 bar L'ÉTAT DE SERVICE
PEUT ETRE RETABLI EN POUSSANT LE BOUTON
SE LA PRESSIONE NEL SERBATOIO E SUPERIORE A 4 bar LA CONDIZIONE DI
FUNZIONAMENTO PUO ESSERE RIPRISTINATA PULSANDO IL BOTTONE

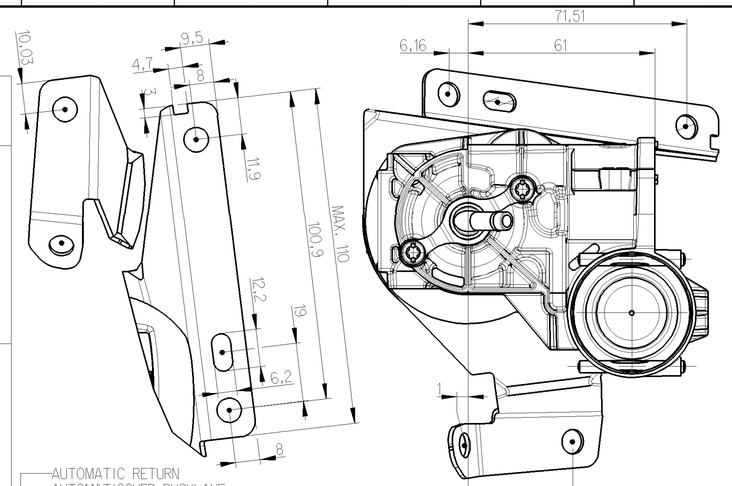

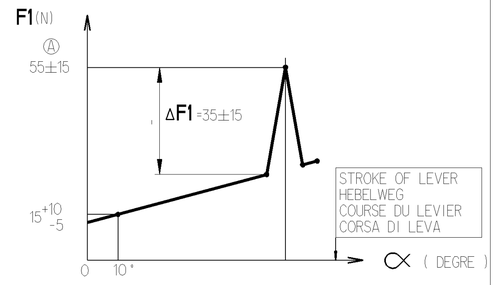

THE LOCKING DEVICE MUST AUTOMATICLY AND SAFETY
LOCK THE HANDLE IN THE PARKING POSITION
LA BUTEE DOIT VERROUILLER AUTOMATIQUEMENT
ET DE FACON SECURISEE LA POIGNEE EN POSITION PARKING

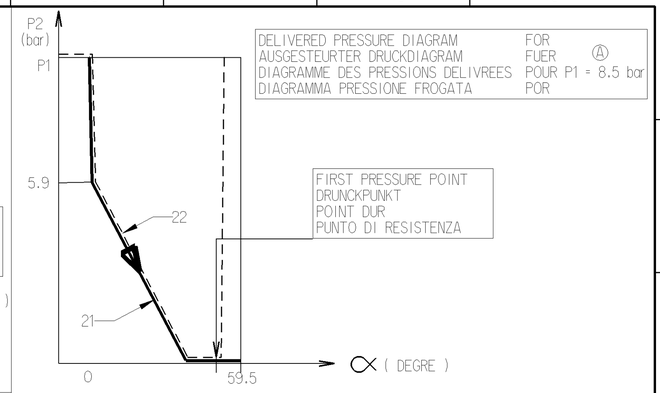

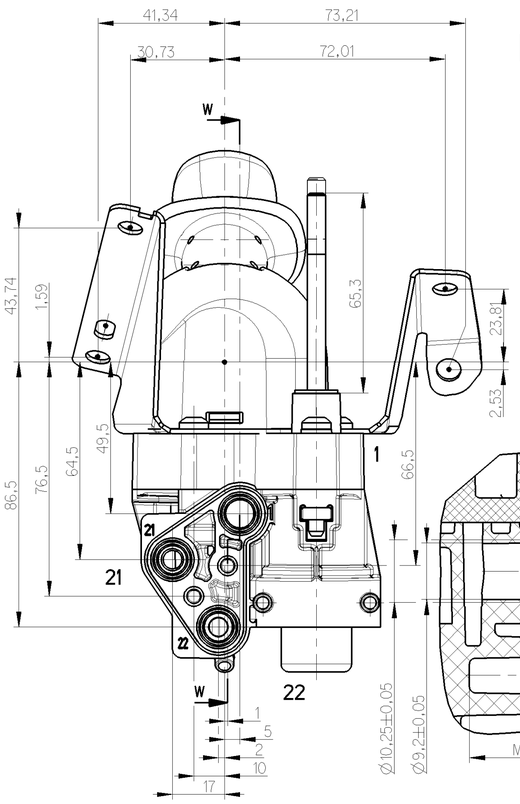

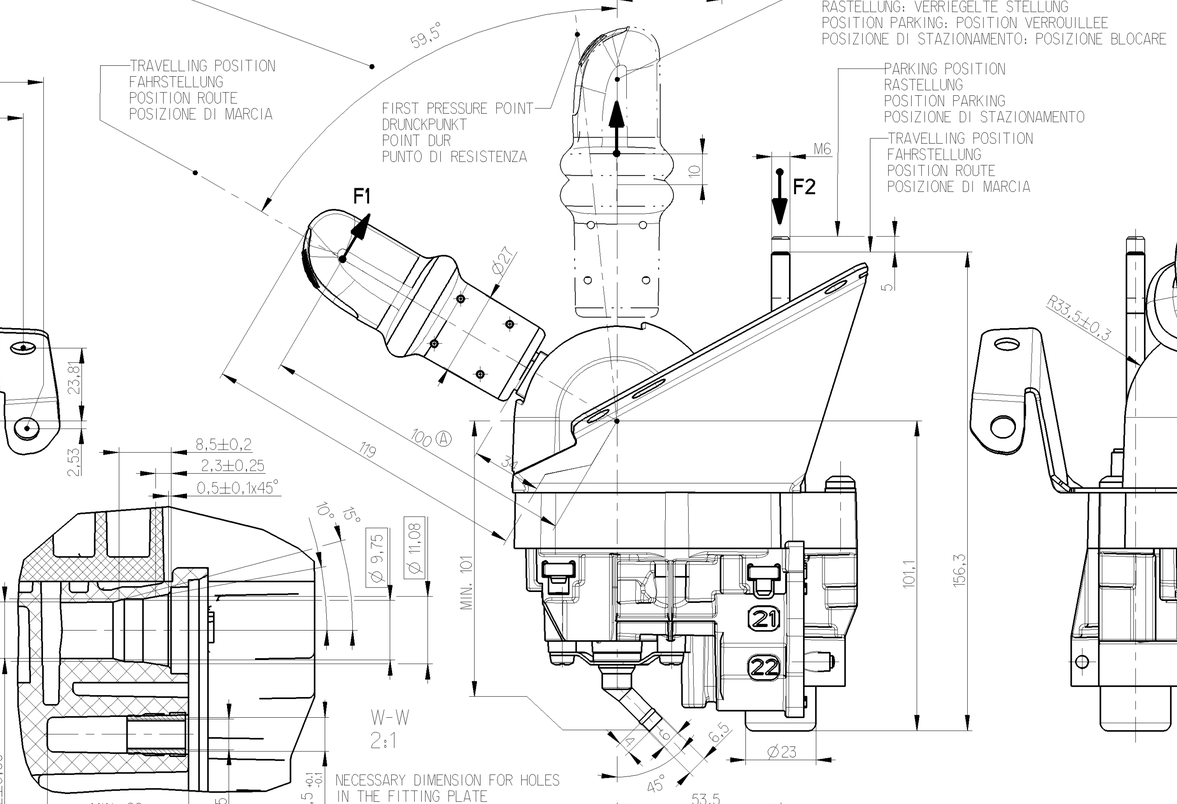

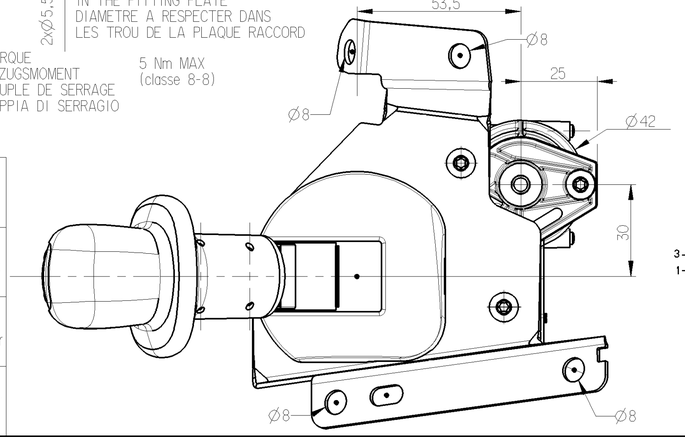

TESTING SHEME
SYMBOL
SCHEMA DE PRINCIPE
SCHEMA DI PRINCIPIO

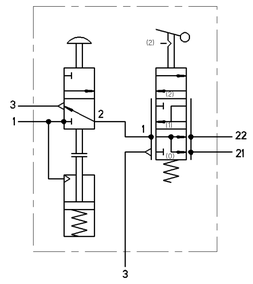

MARKING OF PORTS
KENNZEICHNUNG DER ANSCHLUESSE
MARQUAGE DES ORIFICES
MARCATURA DEGLI ORIFIZI

GENERAL DATA
ALLGEMEINE DATEN
CARACTERISTIQUES GENERALES
CARATTERISTICHE GENERALI

1	SUPPLY VORRAT ALIMENTATION ALIMENTA ZIONE	MEDIUM: AIR MEDIUM: LUFT FLUIDE: AIR FLUIDO: ARIA
21	SPRING BRAKE CYLINDER FEDERSPEICHERZYLINDER CYLINDRE A RESSORT CILINDRO A MOLLA	THERMAL RANGE THERM.ANWENDUNGSBEREICH TEMPERATURE D'UTILISATION TEMPERATURA DI UTILIZZAZIONE -40°C... +80°C
22	TRAILER CONTROL VALVE ANHAENGER STEUERVENTIL VALVE DE CONTROLE DE REMORQUE VALVOLA DI CONTROLLO DI RIMORCHIO	OPERATING PRESSURE: BETRIEBSDRUCK: PRESSION DE SERVICE: PRESSIONE OPERATIVA: Ⓐ 5.9 - 8.5 bar
3	EXHAUST ENTLUEFTUNG ECHAPPEMENT SCARICO	SUPPLY PRESSURE VORRATSDRUCK PRESSION PNEUMATIQUE D'ALIMENTATION. PRESSIONE PNEUMATICA DI ALIMENTAZIONE Ⓐ P1 = 10 bar MAX.

Ⓐ General Specification: JED-334-1 , Size ISO 14405 LP
Further Technical Data: PRO 645 000 0
Doc. Code: 035 Sheet: To

General Tolerances JED-261

Class 1)	Range of Nominal Dimensions (± mm) ≤ 50	> 50 ≤ 180	> 180 ≤ 400	> 400	∡
Fine	0.5	1.0	1.5	2.0	±3°
Medium	1.0	2.0	3.0	4.0	
Coarse X	2.0	3.5	5.0	6.5	

Tapped Holes acc. - ISO 4039
1) Tolerance Class Applied Crossmarked

Copyright WABCO®

Date	Signature
Drawn 2019-03-07	Badowski
Checked 2019-03-08	Pawlowski
Expert	Badowski

Mass 0.8 KG | Scale 1:1 (2:1) | CAD System CREO | Size A 1

Material No. PRO 645 001 0

ECN-No. - | Revision 6x A | Techn. Resp. 5212_AM | Replacement for -

Date of first issue: 2019-12-06
Doc.Code 005 | Language ML | Sheet 1/1

Provia

HAND BRAKE UNIT (RIGHT)
HANDBREMSVENTIL
ROBINET DE FREINAGE A MAIN
ROBINETTO DI COMMANDO A MAN

100mm

Tutte Comunicazioni tra riproduzione de ce document, toute exploitation ou communication de son contenu sont interdites, sauf
autorisation écrite. Tous droits de propriété industrielle réservés, notamment en matière de brevets ou de modèles.
Weitergabe sowie Vervielfältigung dieser Unterlage, Verwertung und Mitteilung ihres Inhalts nicht gestattet, soweit
nicht ausdrücklich zugelassen. Alle Rechte für den Fall der Patent- oder Gebrauchsmustereintragung vorbehalten.
Alle Rechte sind vorbehalten.
Non è permesso consegnare a terzi o riprodurre questo documento, né utilizzare il contenuto o renderlo comunque noto a terzi
senza autorizzazione scritta. Tutti i diritti di proprietà industriale sono riservati, in particolare quelli di brevetto o modello.
Copying of this document and giving it to others and the use or communication of the contents thereof, are forbidden without express
authority. Offenders are liable to the payment of damages. All rights are reserved in the event of the grant of patent or registration of a utility model or design. The document is the subject of copyright.